

Damper actuator for operating air control dampers in ventilation and air-conditioning systems for building services installations

- Torque: 20Nm
- Nominal voltage: AC 24...240V
DC 24...125V
- Control: Open/Close



Technical data

Electrical data	Nominal voltage	AC 24...240V 50/60Hz, DC 24...125V	
	Nominal voltage range	AC 19.2...264V, DC 20.4...126.5V	
	Power consumption	7.0W @ running / 3.5W @ holding	
	Wire/transformer sizing		7.0VA @ AC 24V
			8.5VA @ AC 120V
			18.0VA @ AC 240V
	Connection	Cable 1m, 2x0.75mm ²	
	Functional data	Torque - Motor	Min. 20Nm @ nominal voltage
		- Spring return	Min. 20Nm
		Direction of rotation	Selectable by mounting L/R
Manual override		By manual override key	
Angle of rotation		Max. 95° \swarrow, limited on both sides by means of adjustable, mechanical end stops	
Running time - Motor			Max. 75s (0...20Nm)
		- Spring return	Max. 20s @ -20...50°C/max. 60s @ -30°C
Sound power level - Motor			Max. 45dB(A)
		- Spring return	Max. 62dB(A)
Position indication		Mechanical	
Working conditions	Protection class	II (Totally insulated)	
	Degree of protection	IP54	
	EMC	CE according to 2004/108/EC	
	Low voltage directive	CE according to 2006/95/EC	
	Control pollution degree	3	
	Rated Impulse Voltage	4kv	
	Mode of operation	Type 1.AA	
	Ambient temperature	-30...+50°C	
	Non-operation temperature	-40...+80°C	
	Humidity test	95% RH, non-condensing	
Maintenance	Maintenance-free		
Dimensions / weight	Dimensions (LxWxH)	236x98x58mm	
	Weight	Approximately 2200g	

Dimensions [mm]

Standard :

¾"- clamp (with insert)

Damper shaft	Length			
	≥85	10...22	10	14...25.4
	≥15	10...22	10	14...25.4

Optional 1:

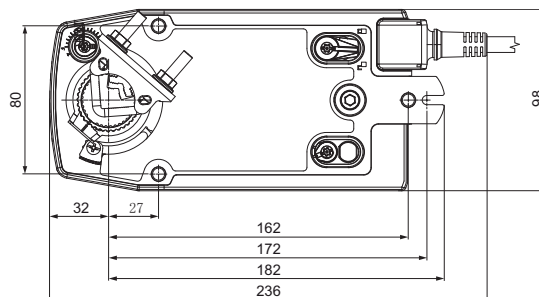
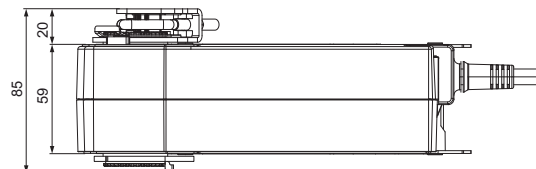
1"- clamp (without insert)

Damper shaft	Length		
	≥85	19...25.4	12...18
	≥15	19...25.4	12...18

Optional 2:

½"- clamp (optional via configuration)

Damper shaft	Length			
	≥85	10...19	-	14...20
	≥15	10...19	-	14...20



Damper actuator for operating air control dampers in ventilation and air-conditioning systems for building services installations

- Torque: 20Nm
- Nominal voltage: AC 24...240V
DC 24...125V
- Control: Open/Close
- 2x SPDT auxiliary switches built-in



Technical data

Electrical data	Nominal voltage	AC 24...240V 50/60Hz, DC 24...125V
	Nominal voltage range	AC 19.2...264V, DC 21.6...143V
	Power consumption	7.0W @ running / 3.5W @ holding
	Wire/transformer sizing	7.0VA @ AC 24V 8.5VA @ AC 120V 18.0VA @ AC 240V
Functional data	Auxiliary switch	2X SPDT, 1mA...3(0.5)A, AC 250V <input type="checkbox"/> on fixed at 10%, one adjustable 10...90%
	Connection - Motor	Cable 1m, 2x0.75mm ²
	- Auxiliary switches	Cable 1m, 6x0.75mm ²
	Torque - Motor	Min. 20Nm @ nominal voltage
	- Spring return	Min. 20Nm
	Direction of rotation	Selectable by mounting L/R
	Manual override	By manual override key
	Angle of rotation	Max. 95° \leftarrow, limited on both sides by means of adjustable, mechanical end stops
	Running time - Motor	Max. 75s (0...20Nm)
	- Spring return	Max. 20s @ -20...50°C/max. 60s @ -30°C
Working conditions	Sound power level - Motor	Max. 45dB(A)
	- Spring return	Max. 62dB(A)
	Position indication	Mechanical
	Protection class	II (totally insulated) <input type="checkbox"/>
	Degree of protection	IP54
	EMC	CE according to 2004/108/EC
	Low voltage directive	CE according to 2006/95/EC
	Control pollution degree	3
	Rated Impulse Voltage	Supply: 4kV Switch: 2.5kV
	Mode of operation	Type 1.AA
Dimensions / weight	Ambient temperature	-30...+50°C
	Non-operation temperature	-40...+80°C
	Humidity test	95% RH, non-condensing
	Maintenance	Maintenance-free
	Dimensions (LxWxH)	236x98x58mm
	Weight	Approximately 2400g

Dimensions [mm]

Standard :

¾"-clamp (with insert)

Damper shaft	Length			
	≥85	10...22	10	14...25.4
	≥15	10...22	10	14...25.4

Optional 1:

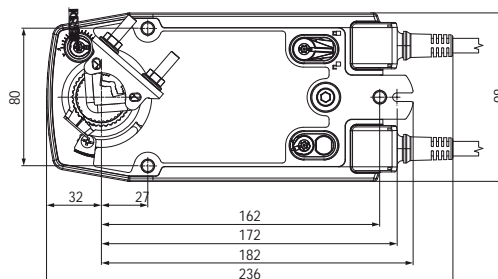
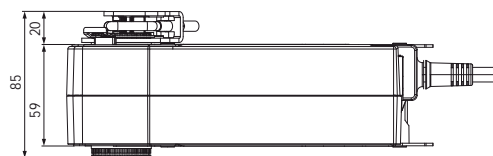
1"-clamp (without insert)

Damper shaft	Length		
	≥85	19...25.4	12...18
	≥15	19...25.4	12...18

Optional 2:

½"-clamp (optional via configuration)

Damper shaft	Length			
	≥85	10...19	-	14...20
	≥15	10...19	-	14...20



Modulating Mechanical Fail-Safe Actuator with emergency function for adjusting air dampers in ventilation and air conditioning systems in buildings

- Torque: 20Nm
- Nominal voltage: AC/DC 24V
- Control Modulating: DC 2(0)...10V
- Position feedback: DC 2...10V



Technical data

Electrical data	Nominal voltage	AC 24V 50/60Hz, DC 24V
	Nominal voltage range	AC 19.2...28.8V, DC 21.6...28.8V
	Power consumption	5.0W @ running / 3.5W @ holding
	Wire/transformer sizing	7.0VA
Functional data	Connection	Cable 1m, 4x0.75mm ²
	Torque - Motor	Min. 20Nm @ nominal voltage
	- Spring return	Min. 20Nm
	Control signal	DC 2(0)...10V, input impedance 100kΩ
	Feedback signal	DC 2...10V, max. 0.5mA
	Position accuracy	±5%
	Direction of rotation	Reversible with switch / Selectable by mounting L/R
	Manual override	With hand crank and interlocking switch
	Angle of rotation	Max. 95° , can be limited by means of adjustable, mechanical end stops
	Running time - Motor	150s/90°
- Spring return	Max. 20s @ -20...60°C/max. 60s @ -30°C	
Working conditions	Sound power level - Motor	Max. 40dB(A) @ 150s running time
	- Spring return	Max. 62dB(A)
	Position indication	Mechanical
	Protection class	III (safety extra-low voltage)
	Degree of protection	IP54
	EMC	CE according to 2004/108/EC
	Control pollution degree	3
	Rated Impulse Voltage	0.8kV
	Mode of operation	Type 1.AA
	Ambient temperature	-30...+50°C
	Non-operation temperature	-40...+80°C
	Humidity test	95% RH, non-condensing
	Maintenance	Maintenance-free
	Dimensions / weight	Dimensions (LxWxH)
Weight		Approximately 2200g

Dimensions [mm]

Standard :

¾"-clamp (with insert)

Damper shaft	Length			
	≥85	10...22	10	14...25.4
	≥15	10...22	10	14...25.4

Optional 1:

1"-clamp (without insert)

Damper shaft	Length		
	≥85	19...25.4	12...18
	≥15	(26.7)	12...18

Optional 2:

½"-clamp (optional via configuration)

Damper shaft	Length			
	≥85	10...19	-	14...20
	≥15	10...19	-	14...20

